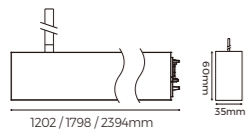
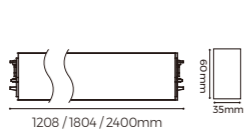


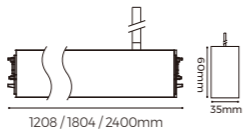
AL-AS35FD
Diffuser



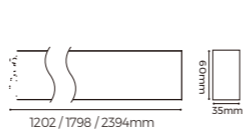

AL-BS35FD



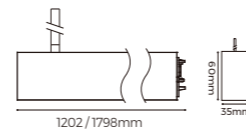

AL-CS35FD



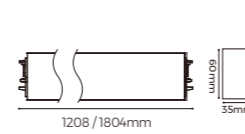

AL-DS35FD



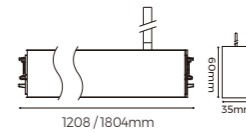
AL-AS35FP
Prismatic



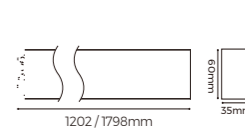

AL-BS35FP



AL-CS35FP



AL-DS35FP



Dimming Method



Basic Parameters

Installation	Pendant, Ceiling
Lighting direction	Downward
Material	AL6063-T5
Coating	Spraying surface
Colors	Matt black / Matt white
Input voltage	AC220-240V
Application	Indoor
IP grade	IP20
Warranty	5 years
Certification	CE / UKCA / Rohs / Reach

Luminaire Parameters

Light source	2835
SDCM	≤3 Step(ANSI)
CRI	80 / 90
CCT	2700 / 3000 / 4000 / 6500 / 3CCT Dial Switch ^①
Length (mm)	1200 / 1800 / 2400
Power(W)	29 / 45 / 58
Luminous flux (lm) (Normal)	3190 / 4950 / 6380
Light efficiency(LM / W) (Normal)	110
Luminous flux (lm) (High-efficiency)	3770 / 5850 / 7540
Light efficiency(LM / W) (High-efficiency)	130
Luminous flux (lm) (Normal-3CCT)	2900 / 4500 / 5800
Light efficiency(LM / W) (Normal-3CCT)	100

Luminous flux (lm) (High-efficiency-3CCT) 3480 / 5400 / 6960

Light efficiency(LM / W) (High-efficiency-3CCT) 120

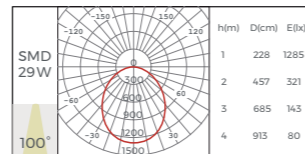
Beam angle 100°

* The above parameters are based on Ra80, 4000K white luminaires.
① The color temperature range of the 3CCT dial switch is 3000K / 4200K / 6500K

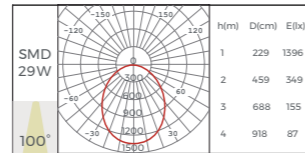
Installation Accessories

Pendant cable	PN(E)-D
Flexible diffuser	CV-AS35FD

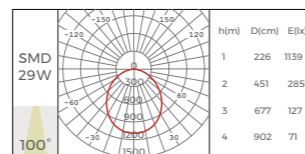
Optical Parameter - Normal



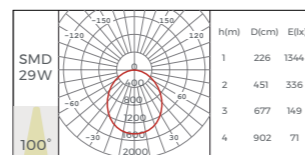
Optical Parameter - High efficiency



Normal-3CCT Dial Switch



High efficiency-3CCT Dial Switch



Dimming Method



Basic Parameters

Installation	Pendant, Ceiling
Lighting direction	Downward
Material	AL6063-T5
Coating	Spraying surface
Colors	Matt black / Matt white
Input voltage	AC220-240V
Application	Indoor
IP grade	IP20
Warranty	5 years
Certification	CE / UKCA / Rohs / Reach

Luminaire Parameters

Light source	2835
SDCM	≤3 Step(ANSI)
UGR	<19 (X=4H, Y=8H)
CRI	80 / 90
CCT	2700 / 3000 / 4000 / 6500 / 3CCT Dial Switch ^①
Length (mm)	1200 / 1800
Power(W)	29 / 45
Luminous flux (lm) (Normal)	2900 / 4500
Light efficiency(LM / W) (Normal)	100
Luminous flux (lm) (High-efficiency)	3335 / 5175
Light efficiency(LM / W) (High-efficiency)	115
Luminous flux (lm) (Normal-3CCT)	2610 / 4050
Light efficiency(LM / W) (Normal-3CCT)	90

Luminous flux (lm) (High-efficiency-3CCT) 3045 / 4725

Light efficiency(LM / W) (High-efficiency-3CCT) 105

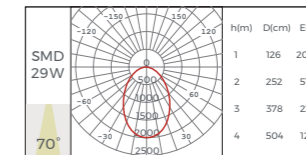
Beam angle 70°

* The above parameters are based on Ra80, 4000K white luminaires.
① The color temperature range of the 3CCT dial switch is 3000K / 4200K / 6500K

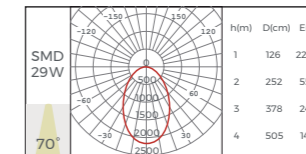
Installation Accessories

Pendant cable	PN(E)-D
---------------	---------

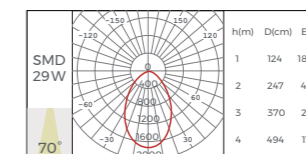
Optical Parameter - Normal



Optical Parameter - High efficiency



Normal-3CCT Dial Switch



High efficiency-3CCT Dial Switch

