

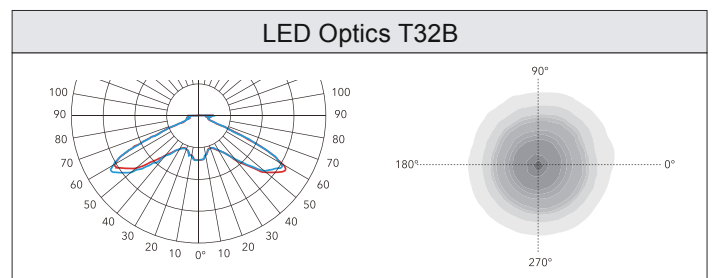
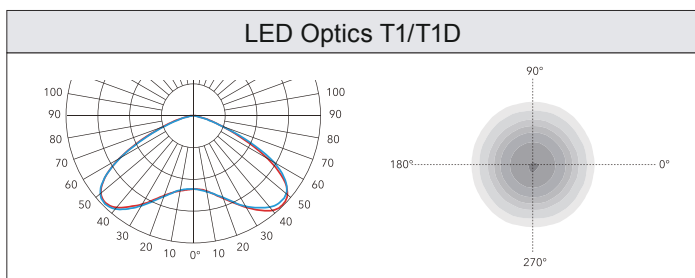


A classic post top luminaire available in two styles to offer flexibility across a variety of applications. An ideal solution for pathways, pedestrian areas, courtyards and small car parks.

- Die-cast aluminium housing with transparent and prismatic diffuser options.
- Optical lens offering visual comfort and uniform light distribution.
- High quality LED chips and driver, with in-built surge protection up to 20KV.
- Suitable for pole mounting on Ø60mm poles.
- UV protected pure polyester powder coated housing offering high corrosion resistance.
- Suitable for use with a range of controls and remote management systems.
- All external screws are 304 stainless steel as standard.
- RAL9005, other RAL colours available on request.



Optics



Product Specification

CODE	OPTIC	LED Qty	CCT	LUMENS	CRI	POWER	IP	IK	WEIGHT
ELE-C-40	T32B	128	4000	5400	>70	40W	IP65	IK09	10.3
ELE-C-60	T32B	128	4000	7800	>70	60W	IP65	IK09	10.3
ELE-P-40	T1	24	4000	5300	>70	40W	IP65	IK09	10.3
ELE-P-60	T1	24	4000	7800	>70	60W	IP65	IK09	10.3

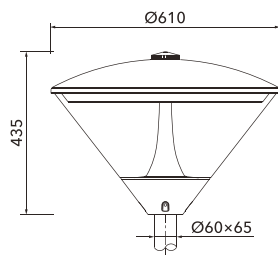
General Specification

Input voltage	100-277V
Input frequency	50/60Hz
Surge protection	20KV
LED Chips	OSRAM 2835, Philips 5050
Lifetime	L70 >36,000hours L80 >36,000 hours L90 30,000 hours
SDCM	SDCM<6
Class	Class I
Ambient temperature	-20°C to +50°C
Material	High pressure die-cast aluminium housing with PC diffuser
Finish	Polyester powder coat cured under heat
RAL colour	RAL9005

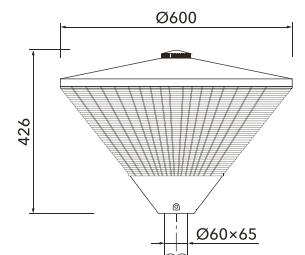
Driver Details

Product	ELE-C-40	ELE-C-60	ELE-P-40	ELE-P-60
Driver	SOSEN			
Dimming control	/			
Driver current	1040mA	1510mA	1060mA	1510mA
Inrush current	55A, 246µs	180A, 108µs	55A, 246µs	180A, 108µs
Power factor	0.97	0.98	0.97	0.98

Dimensions



ELE-C



ELE-P